


# **SOLJET PRO III**

**NEW XC-540/XC-540W**

---

*54" Inkjet Printer/Cutter*



**Roland  
Intelligent  
Pass  
Control**



**SOLJET PRO III** NEW XC-540/XC-540W

ISO 14001:2004 and ISO 9001:2008 Certified

Roland pursues both environmental protection and continuous quality improvement. Under the philosophy of preserving the environment and human health, Roland is actively working to abolish organic solvents in production, to reduce and recycle waste, to reduce power use, and to purchase recycled products. Roland constantly strives to provide the most highly reliable products available.



Roland reserves the right to make changes in specifications, materials or accessories without notice. Your actual output may vary from maximum output quality, periodic maintenance to critical components may be required. Please contact your Roland dealer for details. No guarantee or warranty is implied other than expressly stated. Roland shall not be liable for any consequential damages, whether foreseeable or not, caused by defects in such products.

Adobe, PostScript, PostScript 3 and the PostScript logo are trademarks of Adobe Systems Incorporated. All other trademarks are of their respective owners.



AUTHORIZED DEALER:

Printed in Japan. RDG-416010199 08 SEP D-3 P-S

[www.rolanddg.com](http://www.rolanddg.com)

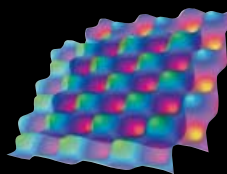
**Roland**

**SOLJET ProIII**  
Model: SC-940



# New XC-540 Raises the Standard for Quality and Productivity

The new XC-540 takes quality and productivity to the next level with a host of advanced features including revolutionary new Roland Intelligent Pass Control technology for faster production and better overall imaging. With the XC-540, Roland has integrated its industry acclaimed Print&Cut Technology into one streamlined device, supporting hundreds of media options for outstanding print quality.



**Roland  
Intelligent  
Pass  
Control**

**Print  
&Cut™**

#### ■ Throughput on Banner

Billboard	41 m <sup>2</sup> /h (441.39 sqft/hr)
High Speed	28 m <sup>2</sup> /h (301.44 sqft/hr)
Standard	14 m <sup>2</sup> /h (150.72 sqft/hr)
High Quality	7 m <sup>2</sup> /h (75.36 sqft/hr)

#### ■ Throughput on Vinyl

High Speed	19.2 m <sup>2</sup> /h (206.70 sqft/hr)
Standard 1	14 m <sup>2</sup> /h (150.72 sqft/hr)
Standard 2	9.3 m <sup>2</sup> /h (100.12 sqft/hr)
High Quality	7 m <sup>2</sup> /h (75.36 sqft/hr)
Artistic	2.8 m <sup>2</sup> /h (30.14 sqft/hr)



## INNOVATIVE

### Roland's 3-Dimensional Technology Enhances Print Quality and Productivity


Roland Intelligent Pass Control is a 3-dimensional system that precisely controls ink firing at the edge of each pass to virtually eliminate banding and deliver the right density for each specific media. As a result, the XC-540 prints unmatched image quality overall with smoother gradations and flawless solid colors in every print mode. Because Roland Intelligent Pass Control optimizes print quality at high speeds, the XC-540 now achieves twice the productivity in Standard print mode on vinyl.\*1



Smooth gradations across shaded areas with Roland Intelligent Pass Control



Gradations in shaded areas without Roland Intelligent Pass Control



Conceptual diagram of the 3-dimensional control system



Close up of the precision ink firing pattern

\*1 Print speeds vary from 37% to 100% faster than the previous model depending on the media and print mode selected.

## POWERFUL

### Print Rich, Vivid, On-Target Colors Effortlessly

RIP & PRINT MANAGEMENT SOFTWARE  
**Roland VersaWorks**

Roland's own advanced RIP software is packed with features for the ultimate in color management, ease of use and productivity. Select the Max Impact™ preset for the rich saturated colors and photorealistic images you need to create high-impact outdoor signs and banners. Rely on the Roland Color system for precision spot color matching with powerful reference tools that make communication with your clients easy. With VersaWorks, you are always up to date thanks to Roland@NET which offers more than 150 ICC profiles and automatically updates your system with the latest software version.



Roland Color System Library

## VERSATILE

### Print & Contour Cut for Truly Custom Results

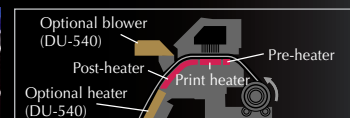
Roland's integrated Print&Cut Technology streamlines your production environment and adds value to every graphic you produce. With this efficient, automated system, you can produce print/cut graphics of virtually any shape on one device for maximum productivity. Give your customers the ultimate in customization with truly unique labels, decals, signs and point of purchase displays. Operate the XC-540 as a printer, cutter or printer/cutter for added versatility.



## PRODUCTIVE

### Powerful Tri-Heater System Accelerates Production

A built-in tri-heater system increases media receptiveness for maximum ink brightness and fastness. An optionally available heater and blower set immediately bonds ink to media at even the highest speeds for greater productivity.



## PRECISE

### Heavy-Duty Media Feed and Tracking System for Flawless Results

Roland media movement technologies are designed and constructed for precision media feeding and tracking through the longest unattended production runs. Our heavy-duty take-up system and media flanges work with four media stoppers positioned on the media shafts to support large media rolls weighing up to 30kg (66.15lb.). Pinch rollers and grit rollers plus extended built-in media edge clamps add stability and prevent media curling and ragged edges.



Adjustable rubber hubs securely grip the media roll from within.



## ADVANCED

### Dense, Rich Color, Fast Drying and Scratch Resistant

ECO-SOL MAX is Roland's most advanced eco-solvent ink, offering exceptional color density and gamut. ECO-SOL MAX ink is highly durable, fast drying, scratch resistant, easy to handle and virtually odor free. Choose from 220cc or 440cc cartridges.



## EFFICIENT

### Low Maintenance System Saves Time, Ink and Running Costs

Roland's automated intelligent maintenance system comes standard on every XC-540. This technology-driven system conserves ink by eliminating the need for daily manual maintenance procedures. The new XC-540 further reduces ink consumption through an efficient start-up process that allows the printer to go directly into production after the power is switched on. These and other efficiencies can save you up to 12 ink cartridges per year compared to the previous model when printing on vinyl in High Speed and Standard print modes.\*2



Print mode	220cc Cartridges saved
High Speed	10
Standard	12

\*2 Test conducted by Roland DG under the following conditions: printed on SV-GG media with the XC-540 and Roland VersaWorks using ECO-SOL MAX inks in CMYKcLm. Printed image and size: SCD of Japanese Standards Association (ISO N5A), 1118.0 mm x 894.4 mm (44.02" x 35.21")


# Communicate Your Message in Virtually Any Size, Shape and Color



6 Colors

CMYK+LcLm

**SOLJET PRO III**  
NEW XC-540



# Outperform the Competition with Profitable White Ink Applications



White  
+  
4 Colors

W+CMYK

**SOLJET PRO III**  
NEW XC-540W



\*Optionally available DU-540 blower and heater unit is required. \* The take-up system does not support contour cutting or white ink printing applications.

## SOLJET PROIII XC Series Specifications

Printing technology		Piezoelectric inkjet
Media	Width	260 to 1,371 mm (10.3 to 54 in.)
	Thickness	Maximum 1.0 mm (39 mil) with liner, for printing Maximum 0.4 mm (15 mil) with liner, for cutting
	Roll outer diameter	Maximum 180 mm (7 in.)
	Roll weight	Maximum 30 kg (66 lb.)
	Core diameter	50.8 mm or 76.2 mm (2 in. or 3 in.)
Printing/cutting width *1		Maximum 1,346 mm (53 in.)
Ink cartridges	Types	Roland ECO-SOL MAX INK
	Capacity	220 cc or 440 cc
	Color	XC-540: six colors (cyan, magenta, yellow, black, light cyan, and light magenta) XC-540W: five colors (cyan, magenta, yellow, black and white)
Printing resolution (dots per inch)		Maximum 1,440 dpi
Cutting speed		10 to 600 mm/s (10 to 300 mm/s in media-feed direction)
Blade force		30 to 300 gf
Blade offset		0.000 to 1,500 mm (0 to 0.0591 in.)
Software resolution (when cutting)		0.025 mm/step (0.000984 in./step)
Distance accuracy (when printing) *2 *3		Error of less than ±0.3% of distance traveled, or ±0.3 mm, whichever is greater
Distance accuracy (when cutting) *3		Error of less than ±0.4% of distance traveled, or ±0.3 mm, whichever is greater When distance correction has been performed (when the setting for [CUTTING MENU] - [CALIBRATION] has been made): Error of less than ±0.2% of distance traveled, or ±0.1 mm, whichever is greater
Repeatability (when cutting) *3 *4		±0.1 mm or less
Alignment accuracy for printing and cutting *3 *5		±0.5 mm or less
Alignment accuracy for printing and cutting when reloading media *3 *6		Error of less than ±0.5% of distance traveled, or ±3 mm, whichever is greater
Media heating system *7		Print heater/preheater, setting range for the preset temperature: 30 to 50°C (86 to 122°F) and dryer, setting range for the preset temperature: 30 to 55°C (86 to 130°F)
Connectivity		Ethernet (10BASE-T/100BASE-TX, automatic switching)
Power-saving function		Automatic sleep feature
Power requirements		AC 100 to 120 V ±10%, 13A, 50/60 Hz or AC 220 to 240 V ±10%, 7A, 50/60 Hz
Power consumption	During operation	Approx. 1,600 W
	Sleep mode	Approx. 47 W
Dimensions (with stand)		2,694 (W) x 1,103 (D) x 1,260 (H) mm (106 (W) x 43.4 (D) x 49.6 (H) in.)
Weight (with stand)		197 kg (434.3 lb.)
Environmental	Power on	Temperature: 15 to 32°C (59 to 90°F) [20°C (68°F) or more recommended], Humidity: 35 to 80% (no condensing)
	Power off	Temperature: 5 to 40°C (41 to 104°F), humidity: 20 to 80% (no condensing)
Accessories		Stand, power cord, blade, blade holder, media clamps, replacement blade for separating knife, cleaning kit, software RIP, user's manual, etc.

\*1 The length of printing or cutting is subject to the limitations of the program.

\*2 Using Roland specified media, print travel of 1m, temperature: 25°C (77°F), humidity: 50%RH

\*3 Not assured when the print heater or dryer is used.

\*4 Using Roland specified media, loaded on the shaft, [PREFEED] menu item must be set to "ENABLE," with 25 mm or more for both right and left margins and 35 mm or more front margin, excluding expansion or contraction of the media.  
Media 610 mm wide or over and 4,000 mm long. Media 610 mm wide or less and 8,000 mm long.

\*5 Provided that media length is under 3,000 mm. Temperature: 25°C (77°F). Excluding possible shift caused by expansion/contraction of the media and/or by reloading the media.

\*6 Using Roland specified media, data size: 1,000 mm in the media-feed direction, 1,346 mm in the carriage-movement direction. No lamination. Automatic detection of crop marks at 4 points when media is reloaded. During cutting, [PREFEED] menu item must be set to "ENABLE." Temperature: 25°C (77°F).

Excludes the effects of slanted movement and of expansion and contraction of the media.

\*7 Warm-up is required after powerup. This may require 5 to 20 minutes, depending on the operating environment. The preset temperature may fail to be reached depending on the ambient temperature and media width.

## Heater and Blower (DU-540) Specifications

Dryer unit *8		Heating type (with blower fan), setting range for the preset temperature: 30 to 55°C (86 to 130°F)
Power requirements	Voltage and frequency	AC 100 to 120 V ±10 %, 50/60 Hz or AC 220 to 240 V ±10 %, 50/60 Hz
	Power capacity *9	5 A (100 to 120 V) or 3 A (220 to 240 V)
Power consumption		Approx. 650 W
Dimensions including printer		2,694 (W) x 1,210 (D) x 1,260 (H) mm (106-1/8 (W) x 47-11/16 (D) x 49-5/8 (H) in.)
Weight including printer		217 kg (478.3 lb.)

\*8 Warm-up is required after powerup. This may require 5 to 20 minutes, depending on the operating environment. Depending on the ambient temperature and media width, it may not reach a preset temperature.\*

\*9 Be sure to check the breaker capacity and use separate power-outlets for the printer and the dryer.

## Roland VersaWorks System Requirements

Operating system	Windows Vista® Ultimate or Business (32-bit edition), or Windows® XP Professional Service Pack 2, or Windows® 2000 Service Pack 4
CPU	Pentium 4, 2.0 GHz or faster recommended
RAM	1 GB or more recommended (Windows Vista® : 2GB or more recommended)
Free hard-disk space	40 GB or more recommended

Options	Model	Description
Self adhesive vinyl	SCM-ECVP	Economy calendared vinyl, permanent adhesive, 1371mm x 22.8m (54' x 75')
	SCM-PGVP	Premium cast vinyl, 1371mm x 22.8m (54' x 75')
	SCM-GVWG-40-1370	Monomeric calendared self adhesive vinyl white glossy-permanent adhesive, 1370 mm x 40 m (53.94' x 131')
	SV-G-1270G	Gray adhesive vinyl, 1270 mm x 20 m (50' x 65')
PVC banner	SPVCB-1270	PVC banner, 1270 mm x 20 m (50' x 65')
Film	ESP-CL 1300	Clear PET film, 1300 mm x 30 m (51.12' x 98')
	SP-CL-1000T	Clear PET film, adhesive, 1000 mm x 20 m (39.37' x 65.61')
	SP-CL-515T	Clear PET film, adhesive, 515 mm x 20 m (20.25' x 65')
	SP-SG-1270G	PET semi gloss, gray adhesive, 1270 mm x 20 m (50' x 65')
	SP-SG-1270TR	PET semi gloss, removable adhesive, 1270 mm x 30 m (50' x 98')
	SP-M-1270	Matte PET film, 1270 mm x 30 m (50' x 98')
	SPPLF-1300	Backlit film, 1300 mm x 30 m (51.12' x 98')
Photo paper	SCM-GPPG-50-914	White glossy photo paper, 914 mm x 50 m (36' x 164')
	SCM-GPPG-50-1270	White glossy photo paper, 1270 mm x 50 m (50' x 164')
	SCM-GPPM-50-760	White matt PE-coated photo paper, 760 mm x 50 m (30' x 164')
ECO-SOL MAX Ink 440cc	ESL3-4MG	Magenta
	ESL3-4YE	Yellow
	ESL3-4CY	Cyan
	ESL3-4BK	Black
	ESL3-4LC	Light cyan
	ESL3-4LM	Light magenta
	ESL3-MG	Magenta
ECO-SOL MAX Ink 220cc	ESL3-YE	Yellow
	ESL3-CY	Cyan
	ESL3-BK	Black
	ESL3-LC	Light cyan
	ESL3-LM	Light magenta
Cleaning liquid	ESL3-WH	White
	SL-CL	1 pc.
Blades	ZEC-U1005	For thick, reflective and fluorescent vinyl, 5pcs.
	ZEC-U5025	For thick, reflective and fluorescent vinyl, 5pcs.
Blade holder	XD-CH2	Blade holder with blade extension adjuster, made of aluminum
Heater and blower	DU-540	For XC-540/XC-540W

### ABOUT WHITE INK

- The pigment in white ink will settle in the cartridge and ink flow system.
- Due to the nature of white ink, you must shake the cartridge before each use and perform periodic maintenance to prevent clogged nozzles.
- We recommend using a drying system to dry white ink thoroughly before printing CMYK over white ink.
- Some color shift may occur when printing CMYK over white ink.
- White ink offers less longevity than CMYK and is affected by environmental conditions.